

LERRYN AREA MINIBUS ASSOCIATION




INCOME AND EXPENDITURE ACCOUNT

FINANCIAL YEAR 1st January 2021 to 31st December 2021

INCOME	2021	2020
	£	£
Bus Revenues -Scheduled Trips	771.80	374.50
Bus Loan Out	160.00	524.02
Fundraising	510.20	487.50
Donations	1211.00	189.70
Grants (Cornwall Council)	8415.59	1250.00
Fuel Duty Rebate	147.31	117.87
VAT Rebate	245.29	301.25
Sundry (Gift Aid)	0.00	0.00
TOTAL	11461.19	3244.84
 OPERATING EXPENSES		
Fuel	453.66	305.65
MOT/Safety/Service/Road Tax	1435.42	766.22
Insurance	1388.76	1365.71
Events	384.10	0.00
Accident & Repairs	30.69	317.64
Admin Overheads & Sundry Costs	45.41	106.66
VAT Paid	264.56	129.38
Depreciation on Bus	6122.50	8164.00
TOTAL	10125.10	11155.26
Operating Surplus (Deficit)	1336.09	-7910.42
Interest Received	516.42	613.42
SURPLUS/(DEFICIT)	1852.51	-7297.00

Notes		
Income	11461.19	
Expenditure	4002.60	
Total Surplus/(Deficit)	7458.59	Ex Depreciation

Pat Spencer, Treasurer
 Richard Halliday, Chair
 Nick Warrick, Secretary

Date 10/1/22
 Date 27/02/2022
 Date 2/3/22

LERRYN AREA MINIBUS ASSOCIATION

BALANCE SHEET DATED 31 DECEMBER 2021

Assets	2021	2020
	£	£
Fixed Assets	18368	24490
Cash at Bank Lloyds Current A/c	3577	1118
Deposit Acct Cambridge & Counties	59016	53499
TOTAL	80960	79107

CAPITAL & RESERVES

Share Capital	247	247
Income & Expenditure Account	80713	78860
TOTAL	80960	79107

Notes

Income & Expenditure Account		
Balance @ 31/12/20	78860	86157
Surplus/Deficit	1853	-7297
Closing Balance	80713	78860

Bus Depreciation		
Balance @ 31/12/20	24490	32654
Depreciation @25%	-6122	-8164
Balance @ 31/12/21	18368	24490

Pat Spencer, Treasurer
 Richard Halliday, Chair
 Nick Warrick, Secretary

Richard Halliday
N.W.

Date 10/1/22.
 Date 27/02/2022
 Date 2/3/22